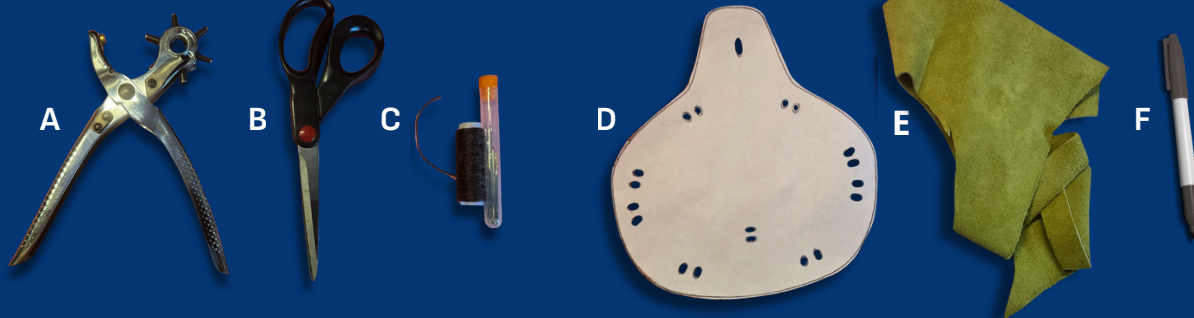


Create Your Own Métis Bag (step-by-step)


MATERIALS



- A) Leather punch
- B) Fabric Shears
- C) Sinew and leather needle
- D) Printed pattern or outline
- E) Leather or hide of your choice
- F) Fabric marker/washable marker


Before starting, print the pattern out and cut along the edges, then carefully cut out the sections where the holes will be

Be careful not to use leather that is too thick, it should be thin enough that it is easy to bend/maneuver



1. Using either a fabric marker or a standard washable marker, trace on your hide along the edges of your pattern. Make sure to also mark where you will be punching out each of the holes.


2. This is what your finished outline should look like on the hide/leather.




3. Using your fabric shears or scissors, gently cut the pattern out. Taking care to keep your scissors straight, not twisting or cutting on an angle.

- 4.** Choose what size hole you would like in your leather and then take care to punch each hole out.


Also take time to cut the hole for your button!




- 5.** This is what it should look like once you are done punching out the holes.



- 6.** Take your needle and thread the sinew through the holes.







7.

Starting here, begin threading the sinew through the holes. Make sure you are leaving enough sinew to create a strap you can use to carry.

8.

This is what it should look like once you have threaded the sinew through.




9.

Center the holes for where the button will be going.


10.

Thread the sinew through the button and knot it/attach it to the bag.




11.


This is what the outside of the bag should look like.



12.

This is what the inside of the bag should look like.





13.

**YOU ARE DONE!
YAAAAY!**



This resource was brought to you by the
MNBC Mental Wellness Coordinators. For
more information about their Services and
Programs, visit their [website](#) or reach out
to mentalwellnesscoordination@mnbc.ca